



District Report Card: 2017


State: Maharashtra	District: Nandurbar
Class: 3	Subject: Language
Schools: 61	Students: 1277


Participation/Coverage


Students

GENDER 	Boys		Girls	
	Number	%	Number	%
	696	54.50	581	45.50

AREA 	Rural		Urban	
	Number	%	Number	%
	1058	82.85	219	17.15

CATEGORY 	SC		ST		OBC		GEN	
	Number	%	Number	%	Number	%	Number	%
	42	3.29	955	74.78	162	12.69	118	9.24

CWSN 	LD	VI	HI	S&LD	ID	Oth
	1	26	0	0	0	0

Management 	Government		Government-aided	
	Number	%	Number	%
	910	71.26	367	28.74

Average Performance of Students in Language (%)

Overall	Gender		Area		Management		Social Group			
	Male	Female	Rural	Urban	Govt.	Aided	SC	ST	OBC	GEN
68.81	67.52	70.35	68.07	72.36	64.76	78.84	72.22	67.54	71.23	74.52

Performance on Learning Outcomes (LOs)

Learning Outcomes	Description	Average Performance(%)
L304	Reads small texts with comprehension i.e., identifies main ideas, details, sequence and draws conclusions	70.73
L312	Reads printed scripts on the classroom walls: poems, posters, charts etc.	64.96

Range of Performance of Students who Answered Correctly							
Below 30%		30% - 50%		50% - 75%		Above 75%	
Number	%	Number	%	Number	%	Number	%
95	7.44	207	16.21	400	31.32	575	45.03

Lowest Performing Learning Outcomes (LOs)

1 - Reads printed scripts on the classroom walls: poems, posters, charts etc. (64.96)

2 - Reads small texts with comprehension i.e., identifies main ideas, details, sequence and draws conclusions (70.73)